

Scaled data based on original data using
LM-79-08 Approved Method: Electrical and Photometric Measurements of Solid-
State Lighting Products

Test Report Prepared for
Cooper Lighting Solutions
(formerly Eaton)

Brand: McGRAW-EDISON

Report Number: P385463

Luminaire Tested: **GWC-SA1A-730-U-SL3**

Issue Date: 3/3/2020

Test Information

Test Method: LM-79-08
Report Number: P385463
TEST IS SCALED FROM IESNA LM-79-08 TEST DATA (G2-1903-205-22)
Test Lab: INNOVATION CENTER
Issue Date: 3/3/2020
Manufacturer: COOPER LIGHTING SOLUTIONS (FORMERLY EATON)
Product Line: MCGRAW-EDISON
Catalog Number: GWC-SA1A-730-U-SL3
Description: GALLEON WALL LUMINAIRE
(1) 70 CRI, 3000K, 615mA LIGHTSQUARE WITH 16 LEDS AND TYPE III SPILL
LIGHT ELIMINATOR OPTICS
Light Source: -
Ballast/Driver: ELECTRONIC DRIVER

Summary

Lumens per Lamp: N/A
Luminaire Lumens: 4531 lumens
Efficiency: N/A
Efficacy: 133.3 lumens/watt
Luminous Opening: Rectangular (W 0.5' x L: 0.5' x H: 0')
IES Classification: Type III - Medium
BUG Rating: B1 - U0 - G2

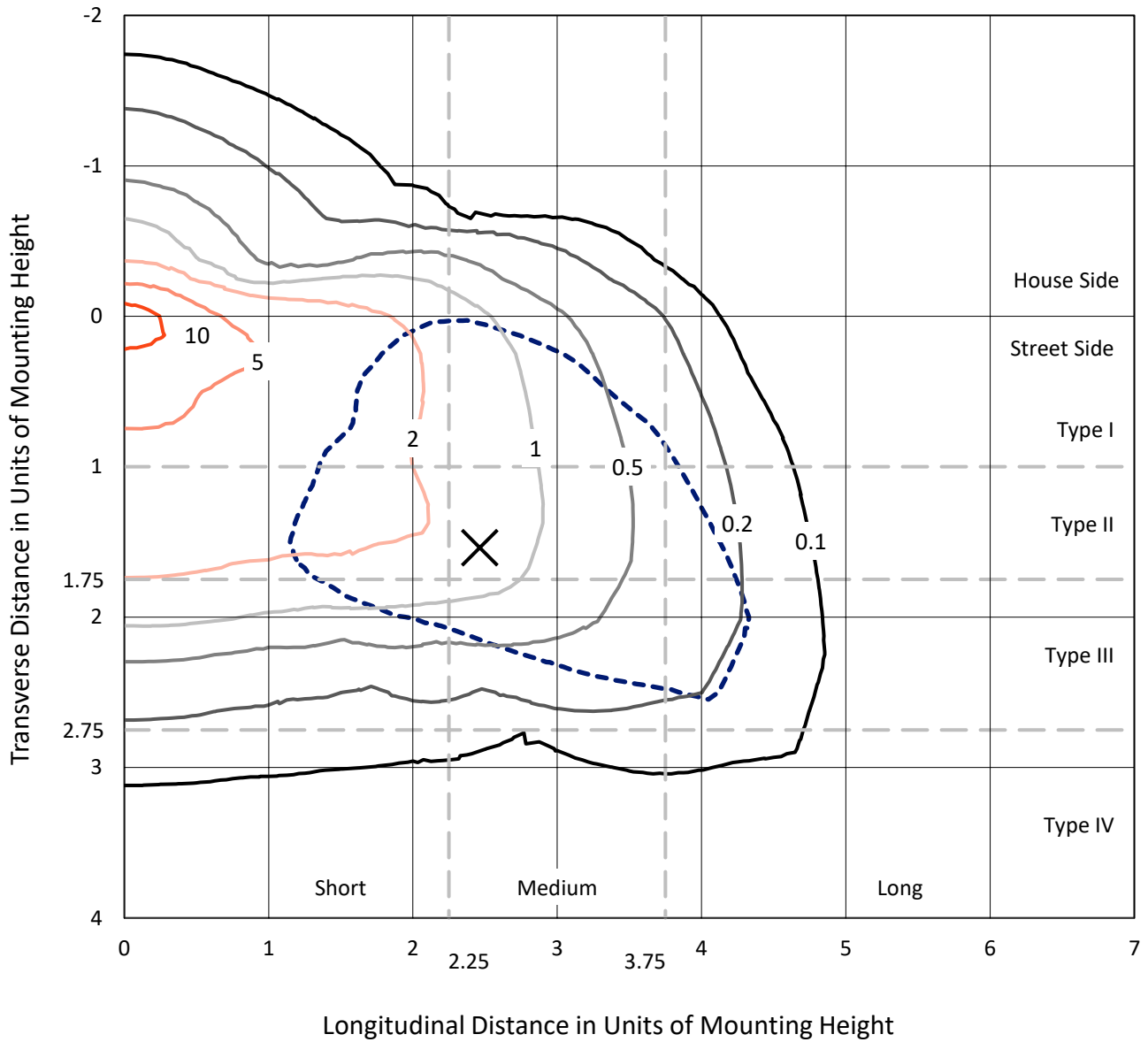
Input Watts (W): 34
Input Voltage (V): NR
Input Current (Ain): NR
Voltage Rise (V): NR
Power Factor: NR
Total Harmonic Distortion (THDi): NR
Frequency (hertz): 60
Stabilization Time: NR
Operation Time: NR
Ambient Temperature (°C): NR
Test Distance: 24 FT



REPORT NUMBER: P385463
 CATALOG NUMBER: GWC-SA1A-730-U-SL3

Iso-Footcandle Lines of Horizontal Illumination

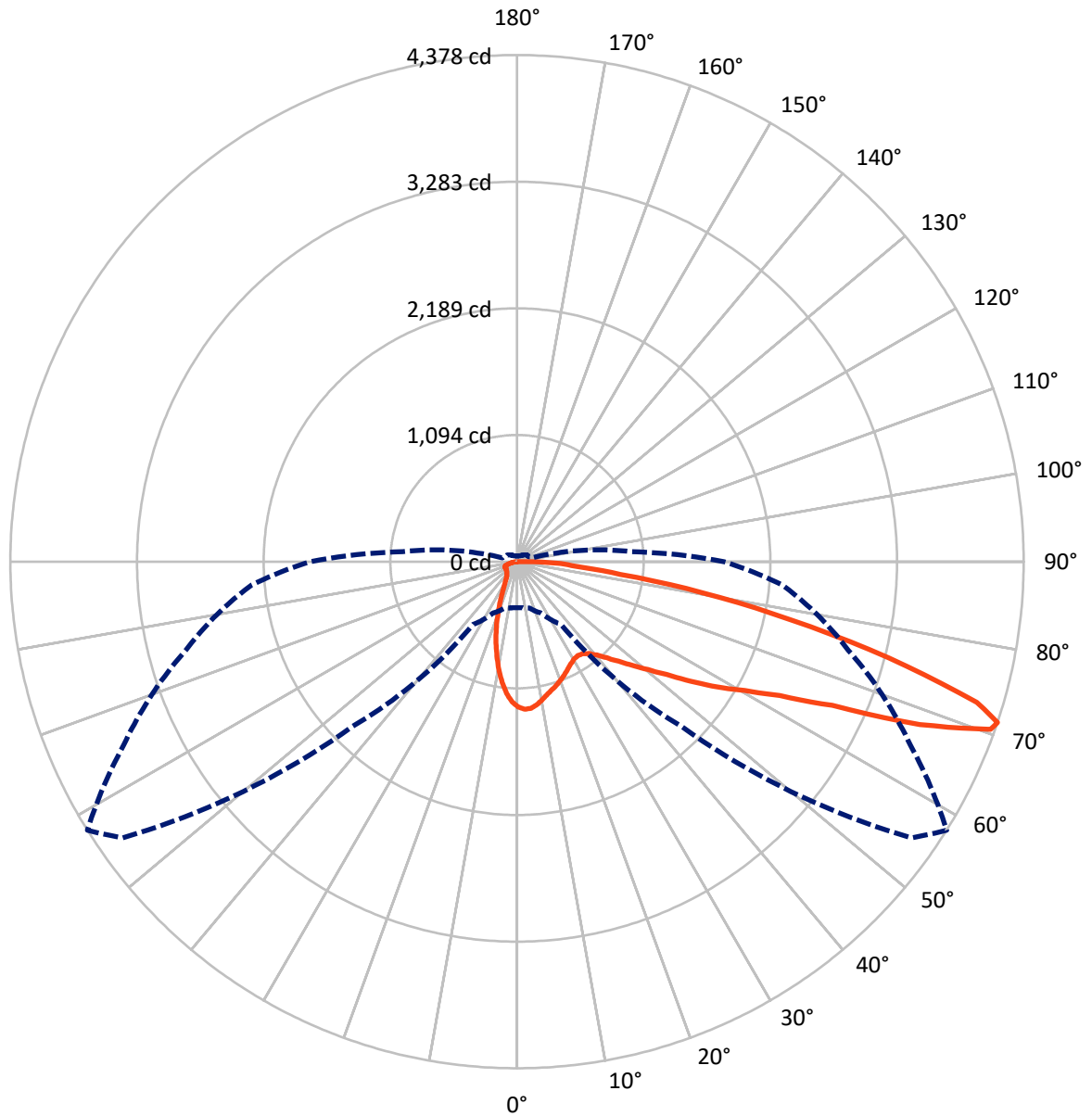
× Max cd
 - - - 1/2 Max cd



Based on 10 foot mounting height. Maximum calculated value = 12.6 fc
 Type III - Medium - N/A

REPORT NUMBER: P385463
CATALOG NUMBER: GWC-SA1A-730-U-SL3

Luminous Intensity Polar Plot



— Vertical Plane Through 58-Deg Lateral - - - Horizontal Cone Through 71-Deg Vertical



REPORT NUMBER: P385463

CATALOG NUMBER: GWC-SA1A-730-U-SL3

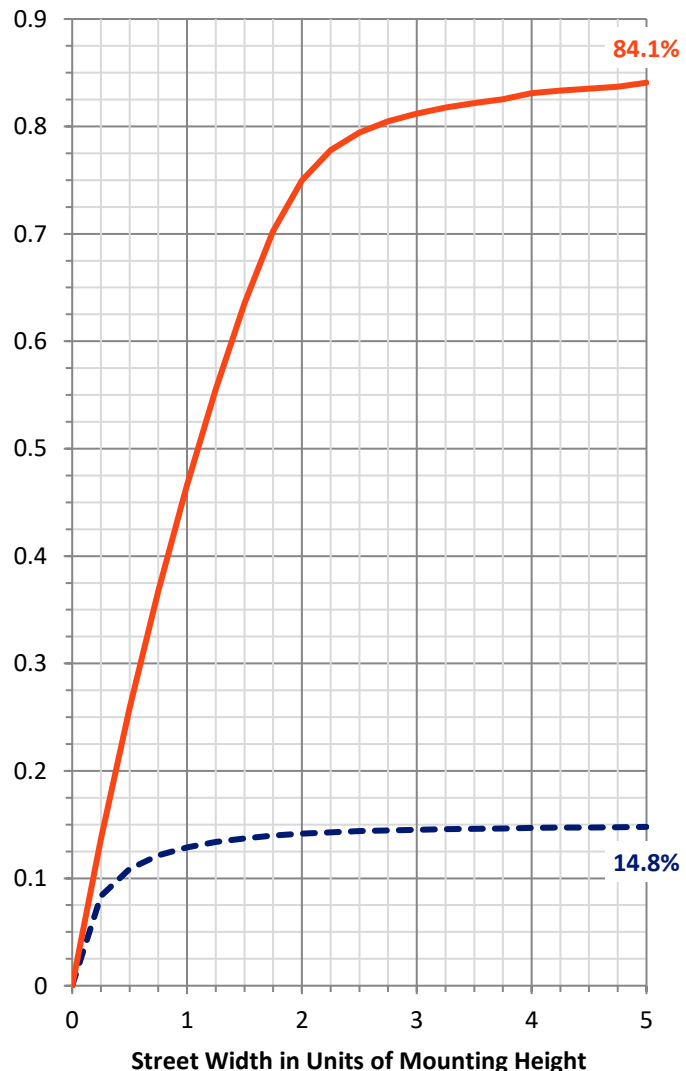
FLUX DISTRIBUTION:

		Downward	Upward	Total
House Side	Lumens	677.4	0.0	677.4
	% Fixture	15.0	0.0	15.0
Street Side	Lumens	3853.6	0.0	3853.6
	% Fixture	85.0	0.0	85.0
Total	Lumens	4531.0	0.0	4531.0
	% Fixture	100.0	0.0	100.0

ZONAL LUMENS:

Zone	Lumens	% Fixture
0°-10°	108.3	2.4
10°-20°	240.8	5.3
20°-30°	306.1	6.8
30°-40°	389.9	8.6
40°-50°	552.8	12.2
50°-60°	855.5	18.9
60°-70°	1164.7	25.7
70°-80°	777.0	17.1
80°-90°	135.8	3.0
90°-100°	0.0	0.0
100°-110°	0.0	0.0
110°-120°	0.0	0.0
120°-130°	0.0	0.0
130°-140°	0.0	0.0
140°-150°	0.0	0.0
150°-160°	0.0	0.0
160°-170°	0.0	0.0
170°-180°	0.0	0.0
0°-90°	4531.0	100.0
0°-180°	4531.0	100.0

Coefficient of Utilization



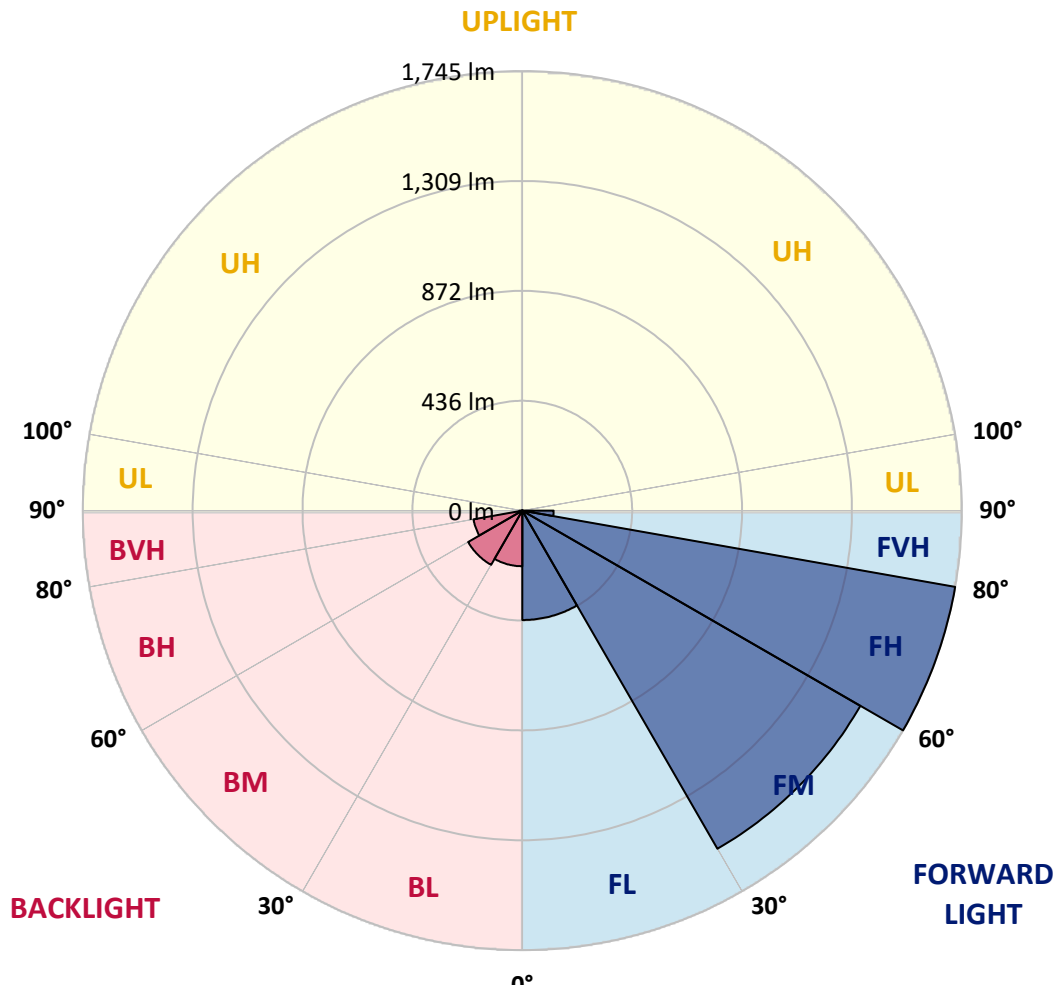
REPORT NUMBER: P385463

CATALOG NUMBER: GWC-SA1A-730-U-SL3

LUMINAIRE CLASSIFICATION SYSTEM LUMEN TABLE AND BUG RATING:

Zone	Lumens	% Fixture	Zone Rating/Lumen Limit		
			B	U	G
FL (0°-30°)	434.4	9.6			
FM (30°-60°)	1549.8	34.2			
FH (60°-80°)	1744.8	38.5			G1/1800
FVH (80°-90°)	124.6	2.7			G2/225
BL (0°-30°)	220.8	4.9	B1/500		
BM (30°-60°)	248.4	5.5	B1/1000		
BH (60°-80°)	196.9	4.3	B1/500		G1/500
BVH (80°-90°)	11.3	0.2			G1/100
UL (90°-100°)	0.0	0.0		U0/0	
UH (100°-180°)	0.0	0.0		U0/0	

BUG Rating: B1-U0-G2
 Type III Medium





REPORT NUMBER: P385463

CATALOG NUMBER: GWC-SA1A-730-U-SL3

CANDELA DISTRIBUTION (FULL):

	0°	5°	15°	25°	35°	45°	55°	58°	65°	75°	85°
0°	1255.4	1255.4	1255.4	1255.4	1255.4	1255.4	1255.4	1255.4	1255.4	1255.4	1255.4
2.5°	1288.7	1287.0	1287.6	1286.3	1283.3	1280.3	1275.9	1276.7	1270.5	1261.4	1250.0
5°	1264.4	1263.8	1268.5	1271.2	1273.4	1271.6	1270.4	1272.0	1263.0	1250.3	1230.6
7.5°	1213.4	1206.5	1212.5	1221.5	1230.0	1236.5	1245.0	1246.1	1240.4	1227.1	1201.3
10°	1141.0	1134.3	1143.2	1157.2	1174.3	1189.7	1206.9	1210.1	1211.2	1199.2	1167.8
12.5°	1065.8	1060.8	1069.6	1089.4	1117.6	1141.4	1168.9	1173.6	1183.4	1175.4	1136.9
15°	998.6	996.7	1007.4	1026.9	1059.4	1095.8	1135.4	1144.1	1160.7	1158.0	1112.7
17.5°	940.5	940.0	948.3	968.6	1004.6	1050.7	1102.1	1116.8	1141.4	1144.6	1092.8
20°	897.3	896.3	902.0	917.0	954.1	1006.3	1066.2	1086.4	1121.9	1132.9	1072.3
22.5°	874.1	873.9	874.1	881.2	911.5	960.1	1031.1	1055.7	1102.8	1123.6	1049.6
25°	870.1	869.7	866.2	865.4	882.6	921.4	996.4	1023.5	1084.6	1117.1	1028.0
27.5°	880.4	881.0	876.4	869.0	872.5	896.0	966.2	995.3	1070.1	1115.9	1013.0
30°	901.7	901.4	897.4	889.7	882.9	886.5	944.8	973.8	1060.3	1121.4	1002.7
32.5°	925.2	926.9	926.2	921.9	911.8	897.3	938.3	966.7	1057.5	1134.6	998.3
35°	953.5	955.4	961.0	964.3	952.5	929.2	952.2	976.8	1065.7	1159.6	1005.4
37.5°	980.3	985.2	1001.1	1015.2	1005.1	979.0	989.1	1006.6	1091.1	1198.9	1024.5
40°	1011.2	1015.5	1041.5	1071.4	1069.8	1042.8	1048.6	1060.3	1135.9	1255.2	1059.0
42.5°	1041.7	1050.2	1087.9	1130.2	1142.4	1118.6	1127.9	1134.0	1199.0	1329.9	1119.3
45°	1082.2	1091.4	1143.8	1194.8	1223.2	1209.8	1224.6	1227.0	1278.4	1431.5	1206.9
47.5°	1143.6	1154.1	1215.1	1268.6	1312.1	1313.5	1337.9	1337.0	1377.6	1547.9	1317.3
50°	1239.3	1254.3	1304.3	1354.4	1407.1	1436.4	1469.1	1464.5	1496.4	1671.7	1444.3
52.5°	1364.6	1371.6	1408.6	1445.6	1511.1	1576.9	1623.8	1619.7	1631.2	1799.1	1588.6
55°	1494.5	1499.7	1515.0	1535.2	1623.3	1730.6	1829.7	1823.3	1794.1	1931.4	1731.1
57.5°	1611.3	1621.9	1632.4	1640.8	1736.3	1891.3	2040.4	2040.9	1970.8	2074.1	1878.3
60°	1629.4	1638.8	1708.7	1774.7	1929.6	2105.6	2266.0	2261.2	2153.8	2228.9	2042.5
62.5°	1440.4	1461.4	1578.2	1753.7	2115.9	2497.7	2553.7	2547.9	2372.5	2419.7	2233.6
65°	1032.2	1056.0	1197.0	1460.7	2025.6	2929.7	3073.0	2994.4	2670.8	2654.4	2457.4
67.5°	595.5	601.2	662.3	874.1	1542.3	2952.2	3865.1	3755.1	3134.1	2920.7	2567.0
70°	440.3	440.2	454.7	537.9	834.6	2409.5	4241.9	4340.5	3621.8	3008.3	2412.1
71°	398.2	398.7	414.9	489.6	661.0	2016.8	4161.9	4377.8	3750.2	2965.0	2300.1
72.5°	340.6	342.2	364.7	439.1	556.0	1390.8	3817.1	4154.3	3811.2	2858.3	2124.7
75°	258.4	262.0	293.3	370.1	508.2	705.3	2801.5	3317.3	3385.6	2522.1	1578.8
77.5°	184.3	188.5	223.8	311.2	483.1	531.6	1876.1	2419.7	2491.5	1616.4	712.1
80°	116.5	121.4	148.0	247.6	453.9	504.7	1179.0	1626.5	1358.6	517.2	181.2
82.5°	68.3	72.1	91.9	161.8	370.7	486.1	693.7	901.5	528.7	156.3	82.4
85°	39.6	41.4	57.3	103.1	269.3	458.8	509.6	504.0	229.5	76.4	39.0
87.5°	18.5	20.5	33.9	53.8	149.5	332.6	402.8	348.0	142.7	35.8	18.3
90°	0.0	0.0	0.0	0.0	0.0	0.0	0.0	0.0	0.0	0.0	0.0



REPORT NUMBER: P385463
 CATALOG NUMBER: GWC-SA1A-730-U-SL3

CANDELA DISTRIBUTION (continued):

	90°	95°	105°	115°	125°	135°	145°	155°	165°	175°	180°
0°	1255.4	1255.4	1255.4	1255.4	1255.4	1255.4	1255.4	1255.4	1255.4	1255.4	1255.4
2.5°	1244.5	1241.8	1230.6	1220.7	1210.3	1196.7	1181.7	1179.8	1170.6	1172.4	1169.2
5°	1219.9	1213.1	1186.1	1161.6	1132.8	1106.9	1078.8	1065.8	1047.2	1045.9	1041.2
7.5°	1184.7	1172.1	1130.2	1083.8	1037.4	993.2	949.5	920.8	891.4	879.0	877.9
10°	1145.1	1123.6	1062.0	993.4	926.5	861.9	799.4	753.2	711.5	691.8	691.0
12.5°	1107.5	1075.8	991.3	897.9	806.4	722.7	637.0	576.2	524.0	506.5	499.1
15°	1075.6	1031.0	922.5	803.0	691.9	575.8	478.2	414.3	366.0	349.3	346.1
17.5°	1044.7	987.2	852.0	707.2	572.9	445.2	347.5	300.0	274.3	267.5	267.4
20°	1013.9	942.3	778.3	609.2	457.9	333.0	267.2	245.9	237.2	236.4	235.2
22.5°	979.0	894.6	700.8	510.9	357.3	261.8	227.1	218.6	217.5	220.3	220.3
25°	946.4	847.2	622.2	414.6	277.9	218.4	202.8	201.1	204.1	209.1	209.6
27.5°	915.9	801.6	545.5	329.1	222.7	192.4	185.9	188.0	193.3	199.2	199.3
30°	890.8	758.5	471.0	259.3	188.1	173.0	171.9	176.0	181.8	186.4	187.5
32.5°	871.4	721.8	399.0	208.5	165.6	158.5	159.4	162.9	166.5	169.0	170.8
35°	862.4	690.2	332.6	175.8	151.2	147.3	148.5	150.4	152.0	153.9	155.3
37.5°	864.0	665.7	273.2	155.5	141.6	139.5	139.5	139.5	139.5	140.5	140.6
40°	878.6	651.7	224.9	142.5	135.1	132.9	131.2	129.6	128.3	128.9	128.6
42.5°	916.2	650.4	189.6	134.3	129.9	126.3	122.8	120.6	119.0	119.6	120.0
45°	980.0	666.2	165.7	128.5	125.0	119.5	115.1	112.7	111.6	113.6	114.0
47.5°	1062.5	700.6	151.2	124.2	120.4	113.2	108.4	106.2	106.5	109.5	110.3
50°	1168.9	756.5	144.3	121.5	117.3	107.8	102.9	101.0	102.0	106.2	107.2
52.5°	1285.7	837.0	145.0	120.7	115.2	103.9	98.6	96.4	98.0	102.0	102.7
55°	1420.5	933.7	158.1	121.8	112.2	101.3	95.2	91.4	92.6	96.3	96.9
57.5°	1570.3	1044.5	184.5	121.5	108.4	99.0	91.5	85.9	86.8	89.0	89.6
60°	1726.2	1178.4	225.4	122.5	106.7	96.1	86.6	79.5	79.2	81.1	81.4
62.5°	1913.4	1333.2	272.1	123.1	107.8	92.5	80.2	73.2	72.3	72.8	73.1
65°	2106.3	1445.3	254.6	120.6	111.3	89.5	74.5	67.1	65.3	65.0	65.2
67.5°	2112.3	1325.2	178.5	115.5	112.7	87.9	70.2	61.9	59.0	57.9	57.8
70°	1894.3	1076.6	139.0	110.2	107.0	85.4	66.3	57.6	53.3	51.6	51.5
71°	1787.9	991.0	131.8	107.5	102.7	82.9	64.6	55.7	51.3	49.4	49.1
72.5°	1621.1	888.4	123.0	103.2	94.5	76.4	61.2	53.0	48.5	46.2	45.8
75°	1163.4	581.0	105.6	92.0	78.3	60.9	53.7	47.7	43.7	41.0	40.7
77.5°	448.2	231.2	79.9	76.5	60.0	47.7	44.2	41.2	38.4	35.7	35.5
80°	138.6	103.4	58.2	57.6	43.4	35.5	34.4	33.6	32.5	29.7	29.0
82.5°	74.0	59.3	40.1	37.2	28.4	23.7	24.9	25.3	25.4	22.4	22.1
85°	35.4	31.4	22.6	21.1	16.6	13.3	15.3	16.6	16.7	13.7	12.8
87.5°	16.9	16.4	10.6	8.0	6.2	4.4	5.4	6.6	7.3	5.2	4.6
90°	0.0	0.0	0.0	0.0	0.0	0.0	0.0	0.0	0.0	0.0	0.0

Signify Classified - Internal
Cooper Lighting Solutions Photometric Lab
1121 Highway 74 South
Peachtree City, GA 30269

Scaled Data Report



Report Generated By 670245982

Signify Classified - Internal
Cooper Lighting Solutions Photometric Lab
1121 Highway 74 South
Peachtree City, GA 30269

Scaled Data Report



Signify Classified - Internal
Cooper Lighting Solutions Photometric Lab
1121 Highway 74 South
Peachtree City, GA 30269

Scaled Data Report



Signify Classified - Internal
Cooper Lighting Solutions Photometric Lab
1121 Highway 74 South
Peachtree City, GA 30269

Scaled Data Report





--- HS — SS

Signify Classified - Internal
Cooper Lighting Solutions Photometric Lab
1121 Highway 74 South
Peachtree City, GA 30269

Scaled Data Report



u

Signify Classified - Internal
Cooper Lighting Solutions Photometric Lab
1121 Highway 74 South
Peachtree City, GA 30269

Scaled Data Report



Signify Classified - Internal
Cooper Lighting Solutions Photometric Lab
1121 Highway 74 South
Peachtree City, GA 30269

Scaled Data Report



(END OF REPORT)